



L'EURO

- Calcola il valore contenuto in ogni portamonete e scrivilo nel cartellino.







.....



.....

- Disegna le monete che occorrono per acquistare ogni oggetto.

| | |
|------------------------------------------------------------------------------------------------------------------|------------------------------------------------------------------------------------------------------------------|
|  <p>1 euro e 75 centesimi</p> |  <p>1 euro e 50 centesimi</p> |
|  <p>2 euro e 50 centesimi</p> |  <p>85 centesimi</p> |

Nome classe data

OPERAZIONI IN RIGA E IN COLONNA

- Esegui le seguenti addizioni e sottrazioni, aiutandoti, se preferisci, col disegno.

| | | |
|------------------|------------------|------------------|
| $8 + 9 =$ | $3 + 7 =$ | $12 + 2 =$ |
| $6 + 7 =$ | $13 - 3 =$ | $20 - 2 =$ |
| $23 + 5 =$ | $47 - 6 =$ | $20 + 8 =$ |
| $28 - 3 =$ | $39 - 8 =$ | $25 - 5 =$ |

- Esegui le seguenti addizioni e sottrazioni mettendo in colonna come nell'esempio.

$$18 + 21 =$$

| | | |
|-------|-------|---|
| da | u | |
| 1 | 8 | + |
| 2 | 1 | = |
| ----- | | |
| | | |

$$51 + 8 =$$

| | | |
|-------|-------|---|
| da | u | |
| | | + |
| | | = |
| ----- | | |
| | | |

$$20 + 22 =$$

| | | |
|-------|-------|---|
| da | u | |
| | | + |
| | | = |
| ----- | | |
| | | |

$$37 + 2 =$$

| | | |
|-------|-------|---|
| da | u | |
| | | + |
| | | = |
| ----- | | |
| | | |

$$74 - 13 =$$

| | | |
|-------|-------|---|
| da | u | |
| 7 | 4 | - |
| 1 | 3 | = |
| ----- | | |
| | | |

$$89 - 48 =$$

| | | |
|-------|-------|---|
| da | u | |
| | | - |
| | | = |
| ----- | | |
| | | |

$$97 - 5 =$$

| | | |
|-------|-------|---|
| da | u | |
| | | - |
| | | = |
| ----- | | |
| | | |




$$86 - 25 =$$

| | | |
|-------|-------|---|
| da | u | |
| | | - |
| | | = |
| ----- | | |
| | | |

Nome classe data

PROBLEMI... AL MARE

















• Leggi i seguenti problemi, risolvi e rispondi alle domande.

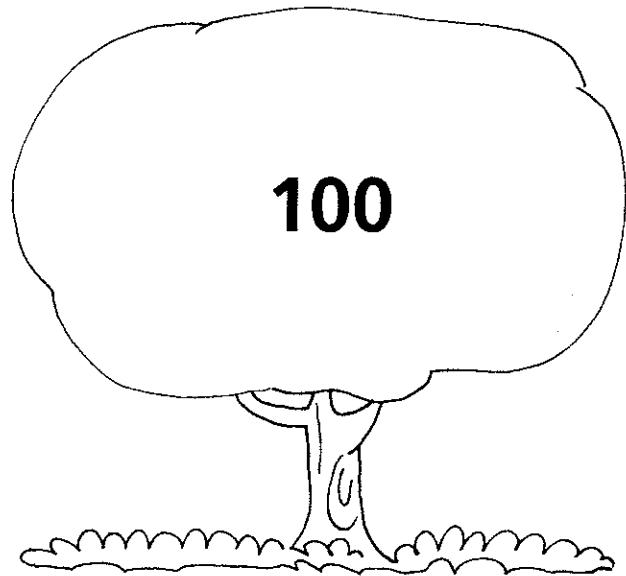
| PROBLEMA | SOLUZIONE |
|------------------------------------------------------------------------------------------------------------------------------------------------------------------------------------------------------------------------|------------------------|
|  <p>Sulla spiaggia Dario raccoglie 19 conchiglie e 30 sassolini bianchi. Quanti sassolini bianchi ha raccolto in più?</p> | <p>Risposta:</p> |
|  <p>Al Bagno "Nettuno" ci sono 4 file con 10 ombrelloni ciascuna. Quanti ombrelloni ci sono in tutto?</p> | <p>Risposta:</p> |
|  <p>La nonna acquista 15 formine che vuol distribuire in parti uguali tra i suoi 3 nipoti. Quante formine regala a ogni nipote?</p> | <p>Risposta:</p> |

Nome classe data

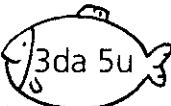

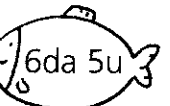
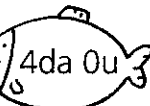

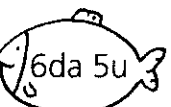
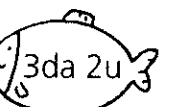
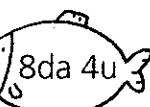

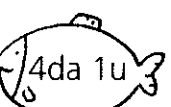
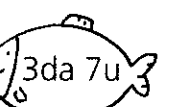


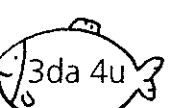


GLI AMICI DEL 100


• Colora in ogni riga le coppie di numeri che formano 100.

| | | | |
|------------------------------------------------------------------------------------|------------------------------------------------------------------------------------|------------------------------------------------------------------------------------|------------------------------------------------------------------------------------|
|  |  |  |  |
|  |  |  |  |
|  |  |  |  |
|  |  |  |  |



• Colora in ogni riga le coppie di numeri che formano 100.







| | | | |
|-------------------------------------------------------------------------------------|-------------------------------------------------------------------------------------|-------------------------------------------------------------------------------------|-------------------------------------------------------------------------------------|
|  |  |  |  |
|  |  |  |  |
|  |  |  |  |
|  |  |  |  |









Nome classe data

UN'INDAGINE

- Gli alunni della 2^a A hanno svolto un'indagine: hanno domandato ai compagni della classe 2^a B quale merenda preferiscono. Hanno riportato i risultati in questo schema:

| |  |  |  |  |  |  |
|-------|-----------------------------------------------------------------------------------|-----------------------------------------------------------------------------------|-----------------------------------------------------------------------------------|------------------------------------------------------------------------------------|-------------------------------------------------------------------------------------|-------------------------------------------------------------------------------------|
| Luca | X | | X | | | |
| Lucia | | X | | | | X |
| Ines | X | X | | | | |
| Teo | X | X | X | | | |
| Perla | | X | | X | | X |
| Dario | X | | X | | | |
| Etta | | X | | | X | |
| Gigi | X | X | | | X | |
| Tea | | X | X | | | X |

- Completa con i dati dello schema un diagramma a torre, poi rispondi.

| | | | | | |
|-------------------------------------------------------------------------------------|-------------------------------------------------------------------------------------|-------------------------------------------------------------------------------------|-------------------------------------------------------------------------------------|-------------------------------------------------------------------------------------|-------------------------------------------------------------------------------------|
| | | | | | |
| | | | | | |
| | | | | | |
| | | | | | |
| | | | | | |
| | | | | | |
| | | | | | |
|  |  |  |  |  |  |

- Quale merenda preferiscono i bambini?

.....