


**1** SCRIVI IL TUO NOME E CIRCONDA LA LETTERA INIZIALE.

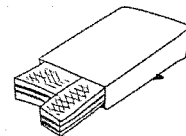

**2** IN QUESTE PAROLE, CERCA SE C'È LA LETTERA INIZIALE DEL TUO NOME E OGNI VOLTA CHE LA TROVI CIRCONDALA.



SOLE



GATTI



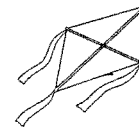
WAFER



MANI



PALLA



AQUILONE



ALBERO



CUORE



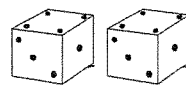
NUVOLA



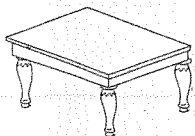
ZORRO



FARFALLA



DADI



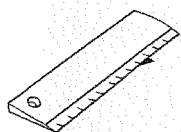
TAVOLO



JEANS



TAXI



RIGHELLO




KOALA







YOGURT

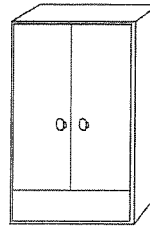


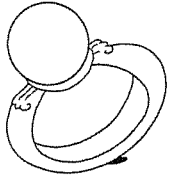
**1** QUALI SONO I PERSONAGGI DELLA STORIA?  
CIRCONDALI.



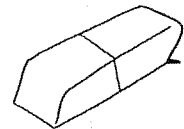


**2** SEGNA CON UNA X IL GIOCO CHE VOGLIONO FARE I  
DUE BAMBINI.




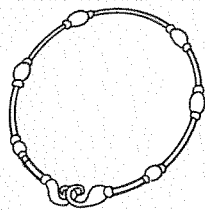
**1** CIRCONDA I DISEGNI DEGLI OGGETTI CON IL NOME CHE INIZIA CON LA LETTERA A.



**2** COLORA I DISEGNI DEGLI OGGETTI CON IL NOME CHE FINISCE CON LA LETTERA A.



**3** CIRCONDA SOLO IL DISEGNO CON IL NOME CHE INIZIA E FINISCE CON LA LETTERA A.



# DOVE MANCA LA "A"?

ITALIANO

cl.

scheda n. 5

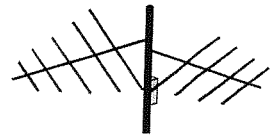
**1** COMPLETA SOLO LE PAROLE ALLE QUALI MANCA LA LETTERA A.



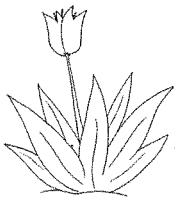
\_ P E



U O V \_



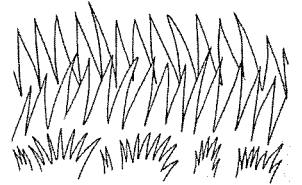
\_ N T E N N \_




F I O R \_



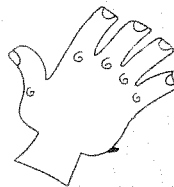
O C \_




E R B \_




U V \_




M \_ N O




M E L \_



S \_ L E







N U V O L \_



P \_ R E

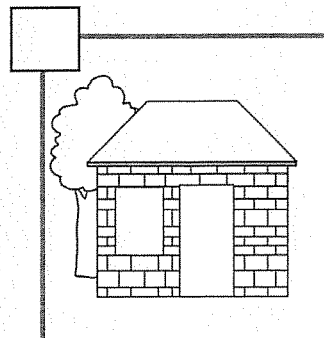
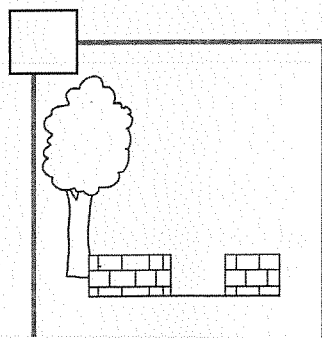
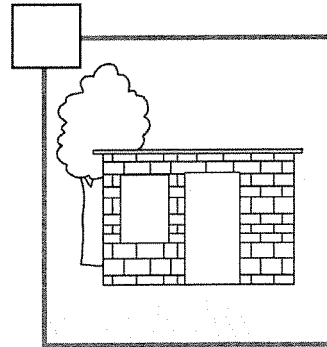
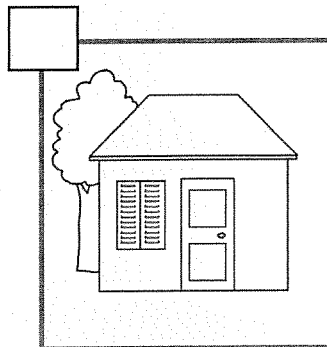
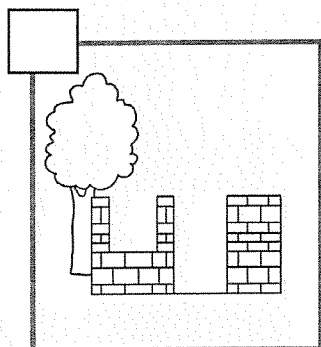
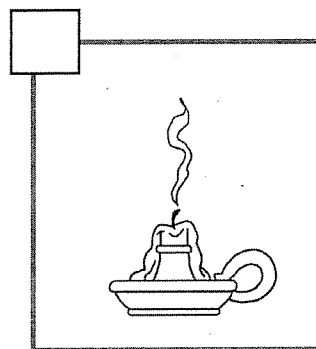




# UN DISEGNO... A PEZZI

**1** RITAGLIA E RICOMPONI LA FIGURA INCOLLANDO I PEZZI SUL QUADERNO, POI COLORA IL DISEGNO OTTENUTO.




# IMMAGINI IN SEQUENZA

**1** NUMERA OGNI SEQUENZA PER METTERE IN ORDINE LE IMMAGINI.

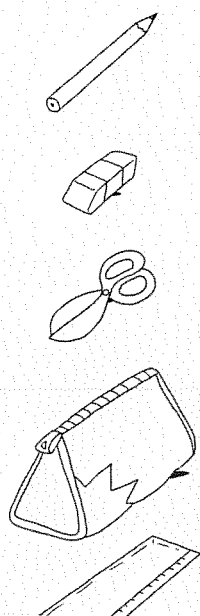


# CONTO PER FARE ORDINE

**1** OSSERVA IL DISEGNO E CONTA QUANTI SONO GLI OGGETTI DELLO STESSO TIPO.











**2** CON UNA LINEA, COLLEGA OGNI OGGETTO AL NUMERO CHE NE INDICA LA QUANTITÀ.



5  
7  
3  
1  
2

**1** COLORA IL DISEGNO MODELLO E CIRCONDA LA SAGOMA UGUALE.





**1** COMPLETA I DISEGNI OSSERVANDO I MODELLI A LATO.  
COLORA A TUO PIACERE.

